



































Pos	N°	Nom	Sexe	Cat.	Class cat	Club / Team	Temps officiel	Vitesse
1	881	 HERBAU Nicolas	M.	M1	1	AC2A / MTP	00:35:34	18,24 km/h
2	879	 SMARGIASSI Sebastien	M.	SE	1	FORZA SEB	00:38:35	16,81 km/h
3	872	 FELTZINGER Jonathan	M.	SE	2	AS VILLENEUVE TRIATHLON	00:39:07	16,58 km/h
4	907	 GIL Michael	M.	M3	1		00:41:46	15,53 km/h
5	816	 TRIOLA Willy	M.	M2	1		00:41:54	15,48 km/h
6	817	 ALCALDE Stephane	M.	M2	2		00:42:02	15,43 km/h
7	831	 DEBLAISE Laurent	M.	M3	2	TDR LUBERON - LA FOULEE DES 7 RIVIERES	00:42:08	15,39 km/h
8	829	 DUMAS Damien	M.	M2	3	TEAM SPORT ALES AGGLOMERATION	00:42:56	15,11 km/h
9	864	 FALICON GENDREAU Jea.	M.	M3	3	ROCHEFORT	00:43:23	14,95 km/h
10	853	 COMOY Stephane	M.	M2	4	NURTI SPORTIF	00:43:35	14,88 km/h
11	842	 AUSSEL Pierre-Michel	M.	M5	1	PASSCOURIR SP3C	00:43:48	14,81 km/h
12	911	 DIAZ Frederic	M.	M0	1		00:43:55	14,77 km/h
13	801	 FOURNIER Olivier	M.	SE	3	RTB16	00:44:02	14,73 km/h
14	914	 MARTINEZ Christophe	M.	M1	2		00:44:40	14,52 km/h
15	866	 PLACE Andre	M.	M3	4	ECLA LAUDUN	00:44:52	14,46 km/h
16	858	 SAVELLI Kevin	M.	SE	4	BMA	00:45:01	14,41 km/h
17	828	 PIERREDON Laetitia	F.	M1	1	JOG IN NATURE TAVEL	00:45:29	14,26 km/h
18	916	 FERRER Michel	M.	M3	5		00:45:40	14,20 km/h
19	893	 DRIDER Hachemi	M.	M4	1		00:46:15	14,02 km/h
20	863	 TURCO Mary-Charlotte	F.	M0	1		00:46:24	13,98 km/h
21	810	 GAROFALO Cedric	M.	M2	5	ECLA LAUDUN	00:47:24	13,68 km/h
22	835	 VIDAL Philippe	M.	M4	2	RACP	00:47:24	13,68 km/h
23	823	 MARTINEZ Jerome	M.	M1	3		00:47:27	13,67 km/h
24	904	 LOYAN Christian	M.	M6	1		00:47:28	13,66 km/h
25	827	 PAGANO Eric	M.	M3	6		00:48:05	13,49 km/h
26	852	 CHABERT Sarah	F.	SE	1		00:48:06	13,48 km/h
27	894	 GAILLARDON Claude	M.	M3	7		00:48:31	13,37 km/h
28	865	 DE MATOS Paolo	M.	M3	8	RUNBEER	00:48:42	13,32 km/h
29	826	 MICHAEL Girmay	M.	M5	2	TEAM JAJA	00:49:18	13,16 km/h
30	815	 TRIOLA Mathieu	M.	M0	2		00:49:26	13,12 km/h
31	898	 LOISEL Bernard	M.	M5	3		00:49:47	13,03 km/h
32	906	 PUJADE Sebastien	M.	M1	4		00:50:04	12,96 km/h
33	873	 PITOU Axel	M.	M3	9	PANTHERE	00:50:19	12,89 km/h
34	856	 COPP Guillaume	M.	SE	5		00:50:42	12,79 km/h
35	813	 POINAS Sebastien	M.	M2	6		00:50:49	12,76 km/h
36	849	 PONS Chantal	F.	M4	1	BMA	00:51:05	12,70 km/h
37	841	 BELLEGARDE Gilles	M.	M5	4	TEAM JAJA	00:51:34	12,58 km/h
38	855	 OSTROM Tim	M.	ES	1	ESBO IF	00:52:06	12,45 km/h
39	854	 OSTROM Kristoffer	M.	M2	7	ESBO IF	00:52:06	12,45 km/h
40	891	 BOLIVAR Valeriano	M.	M4	3		00:52:33	12,34 km/h
41	899	 GOES Catherine	F.	M4	2	ECLA	00:52:35	12,34 km/h
42	833	 AMPRIMO Bruno	M.	M2	8	JOG IN NATURE TAVEL	00:52:38	12,32 km/h
43	917	 SAUVAGE Emilien	M.	M0	3		00:52:38	12,32 km/h
44	890	 DURAND Christian	M.	M6	2		00:52:49	12,28 km/h
45	822	 PINKOWSKI Martial	M.	M3	10	PINKO TEAM	00:52:50	12,28 km/h
46	811	 LORIDAN Frederic	M.	M4	4	MONTFAUCON ROYAL CLUB	00:53:05	12,22 km/h
47	886	 MARCEAU Stephanie	F.	M1	2		00:53:11	12,20 km/h
48	847	 BULTEL Luc	M.	M6	3	B.M.A.	00:53:37	12,10 km/h
49	857	 LARCHE Laurence	F.	M3	1	BMA	00:53:45	12,07 km/h
50	836	 SIDOUX Olivier	M.	M2	9		00:53:49	12,05 km/h
51	889	 SORIN Emilie	F.	M1	3		00:54:19	11,94 km/h
52	846	 AMAR Sylvain	M.	M4	5	AS VILLENEUVE TRIATHLON JOG IN NATURE TAVE.	00:54:19	11,94 km/h
53	838	 PASSAT Fabrice	M.	M5	5	RSA	00:54:22	11,93 km/h
54	910	 FREMONT Michael	M.	M3	11		00:54:45	11,85 km/h
55	840	 RAGOT Guillaume	M.	SE	6		00:55:08	11,76 km/h
56	892	 BLACHE Christophe	M.	M2	10		00:55:09	11,76 km/h
57	919	 BELANGERE Ulric	M.	M4	6		00:55:19	11,73 km/h
58	908	 DARDEVET Alexandra	F.	M1	4		00:55:22	11,72 km/h
59	874	 PIALOT Jean-Luc	M.	M6	4	SKI CLUB MONT-AIGOUAL	00:56:12	11,54 km/h
60	870	 CALAS Pierre	M.	M5	6	AS VILLENEUVE TRIATHLON	00:56:29	11,48 km/h
61	905	 SUCH Pierre	M.	M4	7		00:56:39	11,45 km/h
62	851	 FOGELGESANG Priscill.	F.	SE	2		00:56:43	11,44 km/h
63	850	 FOGELGESANG Kevin	M.	SE	7		00:56:44	11,43 km/h
64	844	 MORTREUX Didier	M.	M7	1	LES 5 PAS DE COURTHEZON	00:56:50	11,41 km/h
65	805	 HALUPKA Jeremy	M.	M0	4		00:57:09	11,35 km/h
66	859	 CARRENO Guillaume	M.	M0	5	ECLA LAUDUN	00:57:11	11,34 km/h
67	903	 REYROLLE Florian	M.	M4	8	ECLA	00:57:14	11,33 km/h

Pos	N°	Nom	Sexe	Cat.	Class cat	Club / Team	Temps officiel	Vitesse
68	915	KERDAVID Eloven	M.	ES	2		00:58:00	11,18 km/h
69	880	BENOIT Jean-Louis	M.	M7	2	MCNIMES	00:58:01	11,18 km/h
70	869	DESCLOZEAUX Armelle	F.	M2	1	LA FOULEE MEYNOISE	00:58:07	11,16 km/h
71	848	FORTES Delphine	F.	M1	5	ECLA	00:58:16	11,13 km/h
72	837	SYLVANIE Didier	M.	SE	8	MAFP PROTEGE	00:58:25	11,10 km/h
73	814	JARRIAULT Lea	F.	M1	6		00:59:02	10,99 km/h
74	913	ARPIGNY Sylvie	F.	M3	2		00:59:41	10,87 km/h
75	806	BRANGBOUR Adeline	F.	M0	2		00:59:53	10,83 km/h
76	824	CHARDON Charlotte	F.	M1	7		01:00:08	10,79 km/h
77	821	MEJEAN Estelle	F.	M2	2	ECLA	01:00:11	10,78 km/h
78	882	LESCOP Anais	F.	M0	3		01:00:11	10,78 km/h
79	834	GOURDOUZE Florent	M.	M2	11	TLF	01:00:21	10,75 km/h
80	871	LUCCHESI Celine	F.	M3	3	LA FOULEE MEYNOISE	01:00:50	10,66 km/h
81	832	HOULONNE Claire	F.	M2	3	LA FOULEE DES 7 RIVIERES	01:00:56	10,64 km/h
82	909	DIAZ Christine	F.	M5	1		01:01:33	10,54 km/h
83	912	SEU Christelle	F.	M2	4		01:01:34	10,54 km/h
84	845	ESTOURNEL Eric	M.	M3	12		01:01:53	10,48 km/h
85	830	PIERINI Alexia	F.	M0	4		01:01:58	10,47 km/h
86	807	ABATE Jessica	F.	M2	5	ECLA	01:01:58	10,47 km/h
87	862	ALIBERTI Jerome	M.	M4	9		01:02:01	10,46 km/h
88	888	GRANIER Liselotte	F.	M0	5		01:02:12	10,43 km/h
89	875	DOUTEAUX Valerian	M.	M0	6		01:02:27	10,39 km/h
90	861	POUDRET Manon	F.	SE	3		01:03:39	10,19 km/h
91	820	MILHERES Esteban	M.	CA	1	LA RUNNING TEAM DE ST LAURENT	01:03:41	10,19 km/h
92	860	POUDRET Marion	F.	SE	4		01:03:42	10,18 km/h
93	819	MILHERES Laurent	M.	M1	5	LA RUNNING TEAM DE ST LAURENT	01:03:49	10,16 km/h
94	843	VANACLOY Muriel	F.	M6	1	5 PAS DE COURTHEZON	01:04:16	10,09 km/h
95	897	CLEMENT Marine	F.	SE	5	COURIR A SAINT VICTOR	01:04:23	10,07 km/h
96	825	GOTHIE GRIESSER Dani.	F.	M5	2		01:04:36	10,04 km/h
97	895	MARTINI Marie	F.	M4	3		01:05:05	9,97 km/h
98	896	MARTINI Thierry	M.	M4	10		01:05:05	9,97 km/h
99	839	RAGOT Sandrine	F.	M4	4		01:05:43	9,87 km/h
100	918	PINÇON Patricia	F.	M6	2		01:06:04	9,82 km/h
101	920	MALAQUIN Philippe	M.	M3	13		01:06:06	9,81 km/h
102	808	FREMY Marie	F.	SE	6		01:06:56	9,69 km/h
103	809	MARTIN Frederic	M.	M1	6		01:06:56	9,69 km/h
104	883	BATAILLE Philippe	M.	M5	7		01:07:20	9,63 km/h
105	876	MOUTET Jerome	M.	M4	11		01:10:09	9,25 km/h
106	818	CARLIER Aline	F.	M3	4		01:11:25	9,08 km/h
107	804	DELVILLE Coralie	F.	SE	7		01:15:00	8,65 km/h
108	803	MACCHI Jerome	M.	M2	12		01:15:00	8,65 km/h
109	802	DIOGON Laurent	M.	M3	14	A.G RUNNING	01:15:00	8,65 km/h
110	867	VILLERON Angelique	F.	M1	8	GARD O COPINES	01:19:31	8,16 km/h
111	868	PORCHER Isabelle-Pau.	F.	M4	5	GARD O COPINES	01:19:31	8,16 km/h
112	885	BAGAGLIA Lydia	F.	M3	5		01:20:29	8,06 km/h
113	884	BAGAGLIA Paul	M.	JU	1		01:20:29	8,06 km/h